

WaterHog® Eco Elite Mats

Entrance / Scraper-Wiper / Indoor-Outdoor



Classic Border
Maroon



Khaki

WaterHog Eco Elite mats are durable, stain-resistant mats with a unique bi-level design that traps dirt and moisture, keeping your floors clean, dry, and safe. Eco Elite mats feature an attractive herringbone pattern.


- **Clean and Dry** - Raised nubs remove dirt and moisture from shoes and trap it below foot level; water dam border holds up to 1.5 gallons of water per square yard, keeping your floors clean, dry, and safe
- **Eco-Friendly** - PET fabric is made from 100% post-consumer recycled plastic from drink bottles, and SBR rubber backing contains 20% recycled rubber from car tires
- **Safe** - Beveled edges provide a safe transition from floor to mat; certified high-traction by the National Floor Safety Institute (NFSI)
- **Durable** - Reinforced rubber nubs prevent pile from crushing and extend the performance life of the mat
- **Fade & Stain Resistant** - Solution-dyed PET fabric is resistant to staining, dries quickly, and will not fade or rot
- Available in 8 colors with choice of Classic (rubber) border or Fashion (fabric) border
- Feature 78-mil SBR rubber with universal cleated backing or smooth backing; available with optional Anchor Safe® nitrile rubber backing on classic border mat only




170 Black Smoke




171 Indigo



172 Southern Pine



173 Grey Ash




174 Maroon



175 Chestnut Brown



176 Khaki



177 Regal Red



WaterHog® Eco Elite Mats

Entrance / Scraper-Wiper / Indoor-Outdoor

Product No. 2240, Classic Border

Product No. 2241, Fashion Border

Size (ft.)	Size (in.)	Shipping Weight
2' x 3'	24" x 35"	6 lbs.
3' x 4'	35" x 46"	10 lbs.
3' x 5'	35" x 59"	12 lbs.
3' x 8.4'	35" x 101"	20 lbs.
3' x 10'	35" x 118"	23 lbs.
3' x 12.2'	35" x 147"	29 lbs.
3' x 16'	35" x 193"	38 lbs.
3' x 20'	35" x 239"	46 lbs.
4' x 6'	45" x 70"	18 lbs.
4' x 8.4'	45" x 101"	26 lbs.
4' x 10'	45" x 118"	30 lbs.
4' x 12.2'	45" x 147"	37 lbs.
4' x 16'	45" x 193"	48 lbs.
4' x 20'	45" x 239"	59 lbs.
6' x 6'	71" x 71"	28 lbs.
6' x 8.4'	71" x 101"	40 lbs.
6' x 12.2'	71" x 147"	58 lbs.
6' x 16'	71" x 193"	75 lbs.
6' x 20'	71" x 239"	93 lbs.



Waterhog Eco Elite Classic



Rubber reinforced textile

Rubber border

Waterhog Eco Elite Fashion



Rubber reinforced textile

Fabric Border

Note: Special sizes available in widths of 3' (35"), 4' (45"), and 6' (71") with lengths up to 60'. Special sizes may be ordered in whole foot increments only.

Mats up to 40' are available with universal cleated or smooth backing.

Mats over 40' are only available with smooth backing.

Anchor Safe® backing available up to 20'. It features 100 mil nitrile rubber and is a 30% upcharge.

